

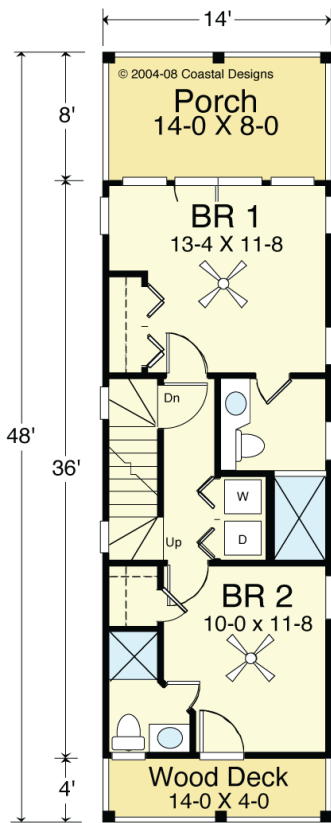
SAND CASTLE 1064-2



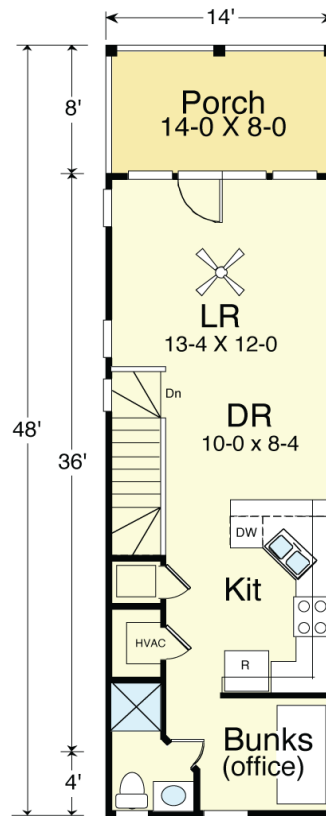
© 2004-08 Coastal Designs
WATER FRONT



© 2004-08 Coastal Designs
RIGHT SIDE



FIRST FLOOR PLAN
Living Area = 504.0 S.F.
8'-0" Ceilings



SECOND FLOOR PLAN
Living Area = 560.0 S.F.
9'-0" Ceilings

COASTAL DESIGNS

cottages for coastal living

web: coastaldesigns.com
email: designer@coastaldesigns.com

Copyright © 2003-2024, all rights reserved by Coastal Designs.
This plan depicts a sketch plan, designer reserves the right to make changes and modifications for improvements. Measurements and dimensions are approximate.

SAND CASTLE 1064-2

1,064 Square Feet Living Area
14'-0" wide x 48'-0" deep x 33'-3" high

Ground Floor (Unheated)	504.0 S.F.	2 Bedrooms Bunk Room 3 Baths
1st Floor	504.0 S.F.	
2nd Floor	560.0 S.F.	
Total Living Area	1,064.0 S.F.	

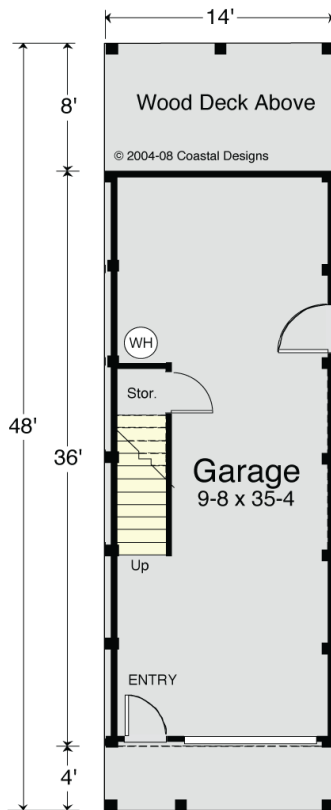
SAND CASTLE 1064-2



© 2004-08 Coastal Designs
STREET FRONT



© 2004-08 Coastal Designs
LEFT SIDE



GROUND FLOOR PLAN

Ground Floor Area (Unheated) = 504.0 S.F.
8'-0" Ceilings

Note: Garage Doors May Be On Front Or Rear,
Depending On Driveway Location

COASTAL DESIGNS

cottages for coastal living

web: coastaldesigns.com
email: designer@coastaldesigns.com

Copyright © 2003-2024, all rights reserved by Coastal Designs.
This plan depicts a sketch plan, designer reserves the right to make changes and modifications for improvements. Measurements and dimensions are approximate.

SAND CASTLE 1064-2

1,064 Square Feet Living Area
14'-0" wide x 48'-0" deep x 33'-3" high

Ground Floor (Unheated)	504.0 S.F.
1st Floor	504.0 S.F.
2nd Floor	560.0 S.F.
Total Living Area	1,064.0 S.F.

2 Bedrooms
Bunk Room
3 Baths